

RoHS **Pb** **Greentube™ SL1026 Series Gas Plasma Arrester**



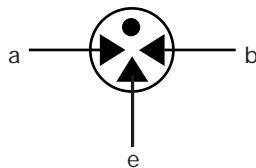
The SL1026 series is a heavy-duty transient suppresser using Gas Plasma technology. In response to a transient voltage which exceeds the fixed breakover voltage (selected according to part number) the device changes from a very high impedance state to a low impedance state, there by conducting harmful current away from the protected system. The design is optimized for the protection of electrical and electronic equipment employed in Railway systems: carefully designed geometry ensures the device does not become a short circuit in the event of a failure due to conditions and events beyond the design criteria. An electrical mounting clip (PN SL1053) is available to aid mounting and connection. A mounting plate (PN SL 1056) is also available which accepts 10 SL1053's. Mounting of the clips to the plate provides a common ground connection; the plate can then be connected to a suitable ground via the screw terminal.

FEATURES

- **RoHS** compliant
- 55 kA surge capability (single shot) tested with 8/20 S pulse as defined by IEC 61000-4-5
- 40 kA surge capability (repetitive)
- Will protect against Trapezoidal waveforms as specified in RIA 12.
- Will protect against capacitor discharge voltage transient waveforms as specified in RIA 12.
- Will protect against double exponential voltage transient waveforms as specified in IEC 571.

Applications:

- Signaling equipment.
- Communication equipment
- Control gear.
- Trackside cabinets.
- Cell phone base stations

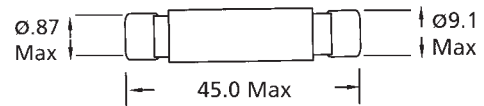
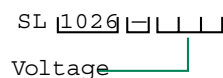


3 ELECTRODE GDT

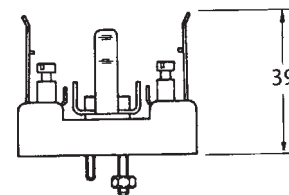
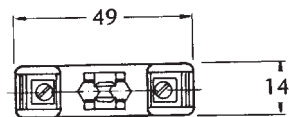
a=TIP
b=RING
e=GROUND
(centre electrode)

GRAPHICAL SYMBOL

ORDERING INFORMATION



TYPE 1053 Holder



All dimensions in mm

Mechanical Specifications:

- Weight:** 11g (0.388 oz.)
Materials: Electrode Base: Nickel Iron Alloy
 Electrode Plating: Bright Sn
 Body: Ceramic
Device Marking: Color coded body
 SL1026A275: Black/Black
 SL1026A400: Black/Yellow
 SL1026A700: Black/Red

GAS DISCHARGE TUBES

Gas Discharge Tubes

Heavy Duty Delta Range

RoHS Greentube™ SL1026 Series Gas Plasma Arrester



LITTELFUSE MAXIMUM DUTY 3 TERMINAL ARRESTER
TOTALLY NON-RADIOACTIVE, UL RECOGNIZED

Part Number*	DC Breakover Voltage @100 V/s Volts		Max Dynamic Breakover Voltage @1kV/μs Volts	AC Discharge Current ^{1,7} Amps	Max Repetitive Impulse Current ^{4,9} kAmps	Max Single Impulse Current		Leakage Current ⁹ nAmps	Holdover Voltage ³ Volts
	MIN	MAX				8/20 μs ^{4,9} kAmps	10/350 μs ^{1,4} kAmps		
SL1026A275	200	350	800	40	40	55	10	100	130
SL1026A400	300	500	900	40	40	55	10	100	130
SL1026A700	560	840	1000	40	40	55	10	100	130
SL1026A1100	880	1320	1700	40	40	55	10	100	130

*Max capacitance is 2.5 pF, measured at 1 MHz.⁴
Max AC Current for 9 cycles is 200 A.
Nominal on-state voltage @1A is 20V

Notes:

1. At delivery AQL 0.65 level II, DIN ISO 2859
2. In ionized mode
3. Tested according to ITU-T Rec.K.12
4. Either end (line) electrode to center (Ground) electrode
5. Total current through center (Ground) electrode, both line electrodes subject to simultaneous pulses; half value through each respective line terminal
6. 100 amps, 10/1000μs pulse, as per ITU K 12
7. 10 shots, AC 50Hz, 1 sec. duration.
8. 10 shots, 8/20μs waveform
9. Measured at 100V

Voltage vs Time Characteristic

